



**FTE** | THE FUND for THEOLOGICAL EDUCATION

# Doctoral Fellowships PROGRAM

1998-2013

## AT A GLANCE

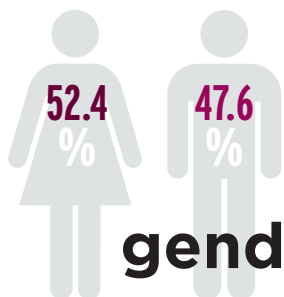


Over the past 15 years, FTE worked alongside partner institutions to support students of color pursuing Ph.D.s in religion, theology and biblical studies. FTE Doctoral Fellows and Alumni have become leaders within the academy and have diversified the voices of religious scholars who are making an impact in the communities they serve.

### WHO HAS FTE SUPPORTED?

#### age


UNDER 40: **76%**  
 40-49: **20%**  
 50-59: **4%**  
 60-69: **>1%**



#### gender

### race & ethnicity

**75%** Black or African American  
**11%** Asian/Pacific Islander  
**9%** Hispanic or Latino  
**2%** Native American  
**2%** Bi-racial or Multi-racial  
**1%** Other



### HOW MUCH HAS FTE INVESTED?

**292**

Doctoral Fellows have each been awarded an average fellowship of

**\$23,350\***

for a total investment of

**\$6,818,000**



### denominational affiliation

(TOP 5 OUT OF 32 DENOMINATIONS)

**22%** Baptist

**12%** United Methodist Church

**11%** Roman Catholic Church

**10%** African Methodist Episcopal Church

**7%** Presbyterian Church (USA)



(TOP 7)

### areas of study

Biblical Studies **64**

Theological Studies **62**

Ethics **32**

Religious Studies **24**

Practical Theology **23**

African American Religious Studies **19**

Church and Religious History **17**

\*INCLUDES DOCTORAL FELLOWS WHO HAVE RECEIVED MULTIPLE FELLOWSHIPS.



## WHERE DID FTE DOCTORAL ALUMNI STUDY?

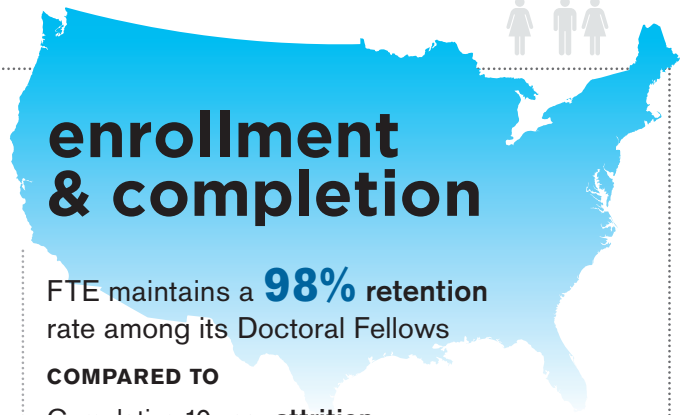
### top 5 schools where doctoral alumni obtained Ph.D.

INSTITUTION	ALUMNI
Emory University	30
Vanderbilt University	30
Princeton University	23
Graduate Theological Union	21
Claremont School of Theology	18

### top 5 schools where doctoral alumni obtained M.Div.

INSTITUTION	ALUMNI
Princeton Theological Seminary	23
Candler School of Theology	20
Interdenominational Theological Center (ITC)	18
Union Theological Seminary	16
Harvard Divinity School	10

**72%** OF DOCTORAL  
FELLOWS  
have earned  
an M.Div. degree



## enrollment & completion

FTE maintains a **98%** retention rate among its Doctoral Fellows

### COMPARED TO

Cumulative 10 year **attrition** (DROPOUT) rate in Ph.D. programs overall: **31%**

SOURCE: Council of Graduate Schools Ph.D. Completion Project

## average time to degree

FTE Doctoral Alumni  
**6.1 YEARS**

### COMPARED TO

Humanities disciplines  
**9.3 YEARS**

SOURCE:  
March 2010 Council  
of Graduate Schools  
research report,  
"Time-To-Degree for  
Doctorate Recipients"



**66%**

of FTE  
Doctoral Alumni  
are ordained



## WHERE ARE FTE DOCTORAL ALUMNI TEACHING?

**180** Alumni have completed their doctoral degree.  
**76%** of those employed have teaching positions in **101**  
different higher education institutions and of those teaching,  
**41%** serve in ATS institutions. The remaining **24%** employed  
are working in church, non-profit and for-profit settings.